




Trash Pumps KOSHIN



KTH-50X



KTH-80X

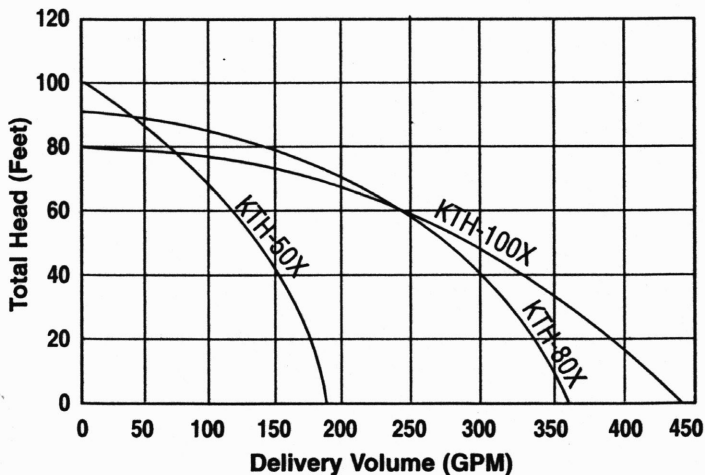


→ KTH-100X ←

Outstanding Features

- The cleanout cover and volute can be easily removed in seconds for easy cleaning of debris.
- The seal is the heart of the pump. Silicon Carbide seals, developed exclusively for Koshin, vastly increase the durability of the mechanical seal.
- Impeller is Hi-chrome cast iron. Volute manufactured from Spheroidal Graphite cast iron. These materials employed to ensure long life and low maintenance. No wear-out plates are necessary.
- Sturdy steel wrap-around pipe frame protects entire unit.
- Rubber mountings minimize vibration.
- Honda OHV engine with oil alert, and electronic ignition provides reliability and low fuel consumption.
- Spanner wrench standard.

Performance Curve



SPECIFICATIONS

Model	KTH-50X	KTH-80X	KTH-100X
Suction/Discharge Size	2" NPT	3" NPT	4" NPT
Maximum Capacity	180 GPM	354 GPM	422 GPM
Maximum Head	95'	92'	82'
Maximum Suction Lift	26'	26'	26'
Engine Type	Honda GX-160	Honda GX-240	Honda GX-340
Displacement	163cc	242cc	337cc
Horsepower	5.5 HP	8.0 HP	11 HP
Fuel Tank Capacity	.95 Gal	1.6 Gal	1.7 Gal
Fuel	Automobile non-lead gasoline		
Starting	Recoil Starter		
Dimension (LxWxH)	24" x 18" x 19"	27" x 19" x 22"	30" x 28" x 28"
Net Weight	93 lb.	128 lb.	172 lb.

Note: Performance ratings are guaranteed minimum, not inflated maximum.

Worldwide for over 50 years